

Missouri Weekly Agricultural Market Prices and Trends

College of Agriculture, Environmental and Human Sciences (CAEHS)
Lincoln University Cooperative Extension (LUCE)
Agricultural Economics and Marketing Program (AEMP)

AGRICULTURAL MARKET PRICES BULLETIN

Edited by Dr. Eleazar Gonzalez

This weekly bulletin aims to provide market prices and trends of main Missouri agricultural products and help Missouri stakeholders, including farmers, ranchers, and consumers, make informed decisions when marketing and finding prices for farm products. Agricultural products include two categories: Animal origin products and plant-origin products. Prices indicate the average weekly value of each product. The bulletin offers prices for selected crops and livestock products. The publication reports beef-livestock market prices paid at live auctions in five regions of Missouri (Southwest, Northeast, Central Region, Southeast, and Northwest). In addition, other livestock market prices, such as sheep, goats, pork, whole milk, and eggs, are also reported. All information and discussion in this bulletin are the responsibility of the authors. If you want more information on the previous publication, visit the [Agricultural Economics and Marketing website.](#)

CONTENT:

1. Missouri Crop Market	
a. Conventional horticulture and specialty crops market prices	2
b. Organic horticulture and specialty crops market prices.....	3
2. Missouri Livestock Market	
a. Beef Prices:	
Southwest Region.....	5
Northwest Region.....	6
Northeast Region.....	7
Southeast Region.....	8
Central Region.....	8
b. Small Ruminants Market Prices.....	9
c. Beef box prices.....	9

MISSOURI CROP MARKETS

The bulletin shows market prices of selected crops that consumers demand all year round. The publication compares weekly specialty and horticultural produce prices from conventional and organic production systems. As shown in Table 1 below. Organic production systems offer a high-value market for products when comparing both weeks. Prices of conventionally grown products led to a lower value market; however, product price volatility was observed in different product trends in both production systems. Market price reports vary weekly; if the price indicates zero, no price was reported that week.

Table 1: Conventional Horticultural and Specialty Crops Prices

Conventional Crop Price/lb	NATIONAL			SOUTH CENTRAL		
	Week 36	Week 35	%Change	Week 36	Week 35	%Change
Broccoli, Hybrid (1 lb)	\$0.96	\$1.75	-45.14%	\$1.50		
Carrots (1 lb)	\$0.65	\$0.57	14.04%	\$0.75	\$0.75	0.00%
Cauliflower (1 lb)	\$1.06	\$1.38	-23.19%	\$1.98	\$1.27	55.91%
Garlic (Sleeve)	\$1.37	\$1.58	-13.29%	\$1.56	\$1.69	-7.69%
Green Onions (Bunch)	\$0.69	\$0.66	4.55%	\$1.29	\$0.98	31.63%
Grass Mix, Large Round (bale)						
Hemp Seed (8 oz)	\$8.24	\$8.10	1.73%	\$9.33	\$7.99	16.77%
Lettuce, Romaine (Each)	\$1.19	\$1.24	-4.03%	\$1.99		
Lettuce, Green Leaf (Each)	\$1.46	\$1.49	-2.01%	\$1.27		
Pepper, Green Bell (1 lb)	\$1.34	\$1.53	-12.42%	\$1.86		
Pepper, Jalapeño (1 lb)	\$1.21	\$1.26	-3.97%	\$1.36	\$1.40	-2.86%
Onion, Dry White (1 lb)	\$1.20	\$1.19	0.84%	\$1.12	\$1.22	-8.20%
Onion, Yellow (1 lb)	\$0.77	\$0.77	0.00%	\$0.81	\$0.81	0.00%
Potatoes, Russet (1 lb)	\$0.82	\$1.17	-29.91%	\$1.19	\$1.02	16.67%
Spinach (Bunch)	\$1.79	\$1.50	19.33%			
Tomatoes, Vine Ripe (1 lb)	\$1.31	\$1.51	-13.25%	\$1.51	\$2.52	-40.08%
Watermelon, Red Seedless (Each)	\$5.29	\$4.80	10.21%	\$5.66	\$4.37	29.52%
Pumpkin (1 lb)	\$0.98					
Zucchini, Squash (1 lb)	\$1.26	\$1.59	-20.75%	\$0.98	\$1.53	-35.95%

Source: Agricultural Economics and Marketing Program with data from USDA- Agriculture Marketing Service
<https://www.ams.usda.gov/Specialty Crops Market News Division>
<https://www.ams.usda.gov/mnreports/fvwretail.pdf>

*Specialty crops are defined in law as "fruits and vegetables, tree nuts, dried fruits and horticulture and nursery crops, including floriculture.

Figure 1. Market prices of conventionally grown products in the US and the South-Central region

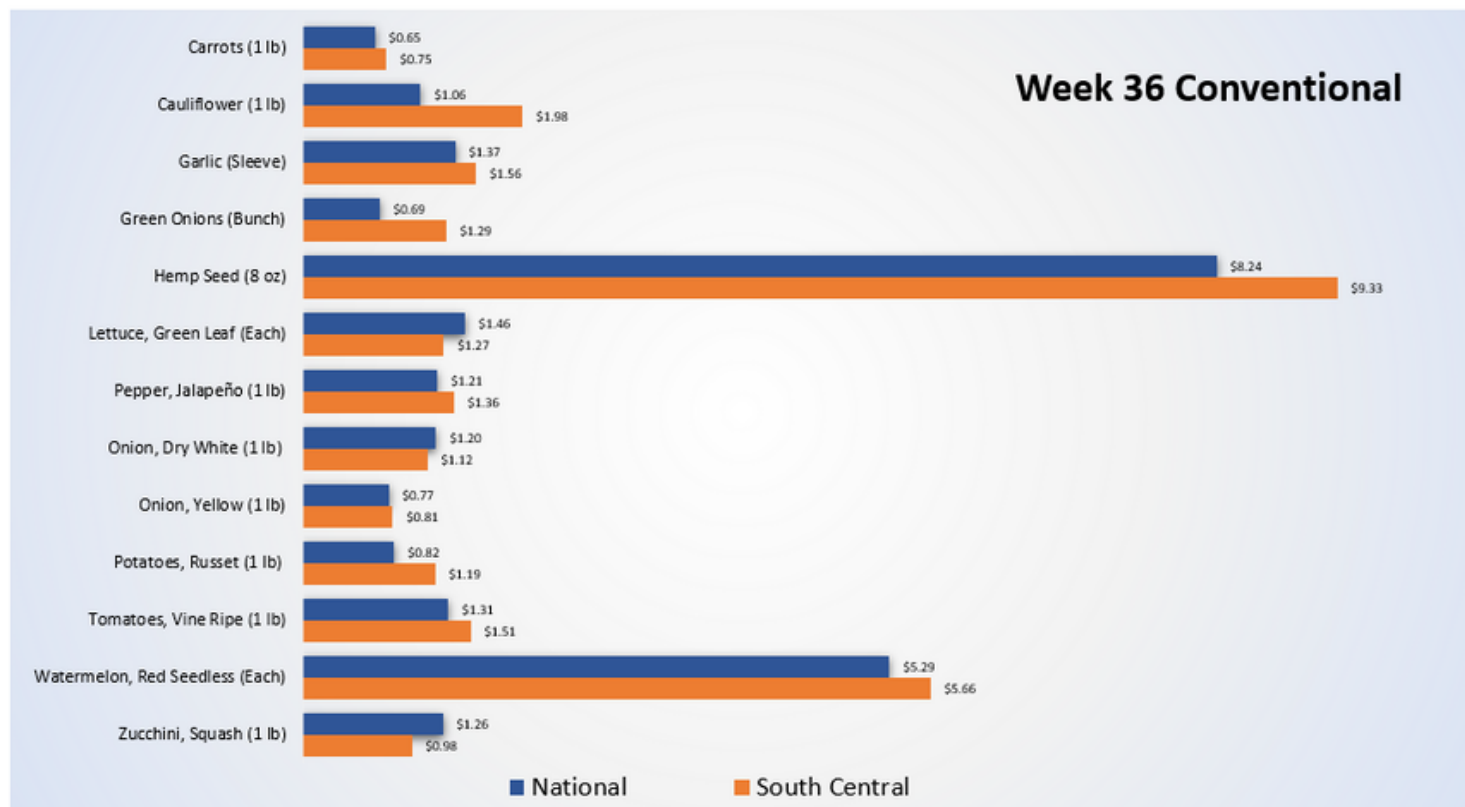


Table 2: Organic Horticultural and Specialty Crops Prices

Organic Crop Price/lb	NATIONAL		SOUTH CENTRAL			
	Week 36	Week 35	Week 36	Week 35		
Broccoli, Hybrid (1 lb)	\$2.91	\$1.99	46.23%			
Carrots (1 lb)		\$1.50				
Cauliflower (1 lb)	\$2.51	\$1.72	45.93%			
Garlic (Sleeve)						
Green Onions (Bunch)	\$0.99	\$1.46	-32.19%			
Grass Mix, Large Round (bale)						
Hemp Seed (8 oz)						
Lettuce, Romaine (Each)	\$2.10	\$1.99	5.53%			
Lettuce, Green Leaf (Each)	\$1.89	\$1.97	-4.06%	\$1.79		
Pepper, Green Bell (1 lb)	\$0.97	\$1.99	-51.26%			
Pepper, Jalapeño (1 lb)						
Onion, Dry White (1 lb)						
Onion, Yellow (1 lb)	\$1.49	\$1.33	12.03%	\$1.49		
Potatoes, Russet (1 lb)	\$0.49					
Spinach (Bunch)		\$1.75		\$3.34		
Tomatoes, Vine Ripe (1 lb)		\$3.13		\$4.21		
Watermelon, Red Seedless (Each)						
Pumpkin (1 lb)						
Zucchini, Squash (1 lb)	\$1.75	\$2.09	-16.27%	\$1.49	\$1.69	-11.83%

Source: Agricultural Economics and Marketing Program with data from USDA- Agriculture Marketing Service <https://www.ams.usda.gov/Specialty Crops Market News Divisionhttps://www.ams.usda.gov/mnreports/fvwretail.pdf>
 *Specialty crops are defined in law as "fruits and vegetables, tree nuts, dried fruits and horticulture and nursery crops, including floriculture.

Figure 2. Market prices of organic products in the US and the South-Central region

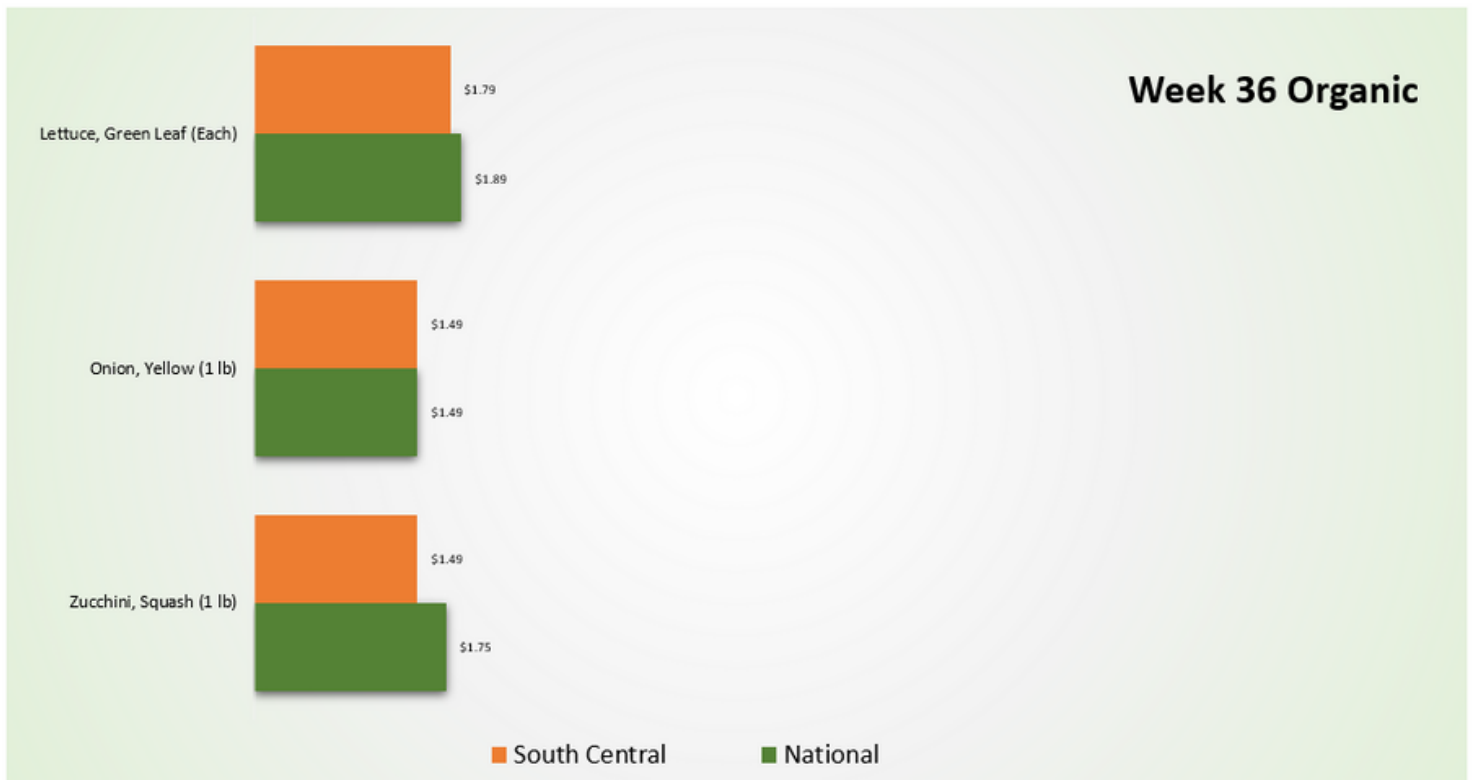
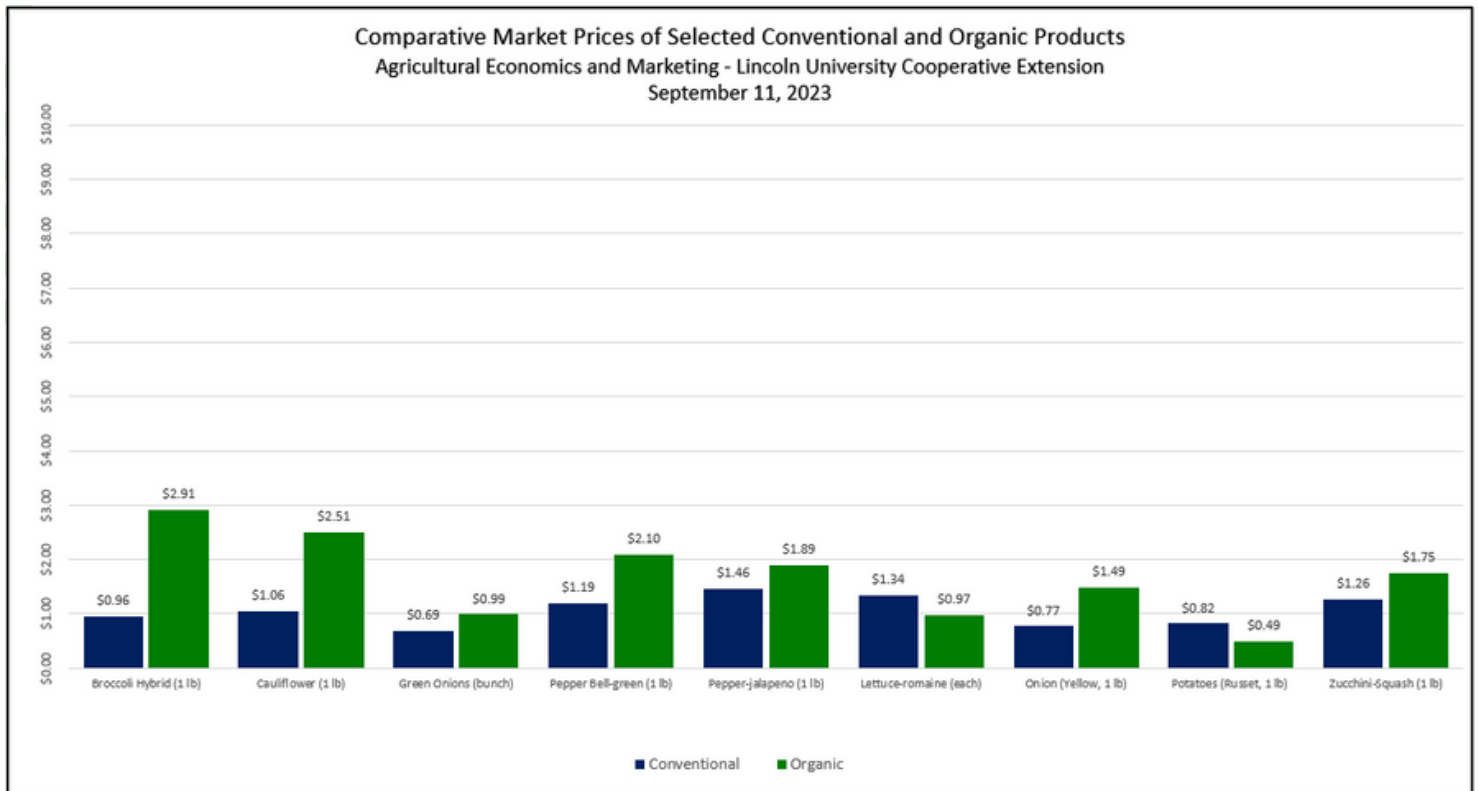


Figure 3. Comparative Market Prices of Selected Conventional and Organic Products



MISSOURI LIVESTOCK MARKETS

Market prices for livestock in Missouri are reported from the National Beef Wire database and USDA sources. Beef prices at live auctions report medium and large weight Classes. Steers and heifers with 599 pounds or less are medium-class, and steers and heifers with 600 pounds or more are large-weight classes.

Table 3: Beef Prices in the Southwest Region

Four State Stockyards - Exeter, MO				Auction date: Tuesdays			
	September 05, 2023			August 29, 2023			
MARKET	Total Heads	Avg. Weight lbs	\$ CWT	Total Heads	Avg. Weight lbs	\$ CWT	% Change
Medium Steers < 600 lbs	325.00	458.00	\$290.11	316.00	453.50	\$302.99	-4.25%
Large Steers ≥ 600 lbs	269.00	788.00	\$245.92	99.00	744.67	\$250.02	-1.64%
Total/Average Steers	594.00	623.00	\$268.01	415.00	599.08	\$276.51	-3.07%
Medium Heifers < 600 lbs	307.00	460.00	\$254.12	396.00	452.00	\$259.16	-1.94%
Large Heifers ≥ 600 lbs	103.00	746.33	\$225.63	150.00	780.00	\$224.24	0.62%
Total/Average Heifers	410.00	603.17	\$239.87	546.00	616.00	\$241.70	-0.76%
TOTAL/AVERAGE	1,004.00	613.08	\$253.94	961.00	607.54	\$259.10	-1.99%

Gainesville Livestock Auction - Gainesville, MO				Auction date: Mondays			
	September 11, 2023			August 28, 2023			
MARKET	Total Heads	Avg. Weight lbs	\$ CWT	Total Heads	Avg. Weight lbs	\$ CWT	% Change
Medium Steers < 600 lbs	230.00	447.00	\$263.23	145.00	454.67	\$279.75	-5.91%
Large Steers ≥ 600 lbs	162.00	723.67	\$239.39	73.00	734.33	\$223.01	7.34%
Total/Average Steers	392.00	585.33	\$251.31	218.00	594.50	\$251.38	-0.03%
Medium Heifers < 600 lbs	241.00	448.00	\$236.80	158.00	454.00	\$247.23	-4.22%
Large Heifers ≥ 600 lbs	47.00	797.75	\$192.26	29.00	801.00	\$195.83	-1.82%
Total/Average Heifers	288.00	622.88	\$214.53	187.00	627.50	\$221.53	-3.16%
TOTAL/AVERAGE	680.00	604.10	\$232.92	405.00	611.00	\$236.46	-1.50%

Joplin Regional Stockyards - Carthage, MO				Auction date: Mondays			
	September 11, 2023			August 28, 2023			
MARKET	Total Heads	Avg. Weight lbs	\$ CWT	Total Heads	Avg. Weight lbs	\$ CWT	% Change
Medium Steers < 600 lbs	1,842.00	453.67	\$280.41	1,157.00	455.00	\$285.76	-1.87%
Large Steers ≥ 600 lbs	2,345.00	794.00	\$247.42	1,564.00	787.00	\$248.79	-0.55%
Total/Average Steers	4,187.00	623.83	\$263.92	2,721.00	621.00	\$267.27	-1.26%
Medium Heifers < 600 lbs	1,902.00	458.00	\$249.04	1,027.00	454.00	\$257.72	-3.37%
Large Heifers ≥ 600 lbs	1,635.00	787.00	\$227.25	736.00	790.00	\$218.18	4.16%
Total/Average Heifers	3,537.00	622.50	\$238.15	1,763.00	622.00	\$237.95	0.08%
TOTAL/AVERAGE	7,724.00	623.17	\$251.03	4,484.00	621.50	\$252.61	-0.63%

Ozarks Regional Stockyards - West Plains, MO				Auction date: Tuesdays/Wednesdays			
	September 05, 2023			August 29, 2023			
MARKET	Total Heads	Avg. Weight lbs	\$ CWT	Total Heads	Avg. Weight lbs	\$ CWT	% Change
Medium Steers < 600 lbs	544.00	456.00	\$270.97	816.00	456.67	\$276.48	-1.99%
Large Steers ≥ 600 lbs	1,003.00	787.75	\$240.73	863.00	784.75	\$241.78	-0.44%
Total/Average Steers	1,547.00	621.88	\$255.85	1,679.00	620.71	\$259.13	-1.27%
Medium Heifers < 600 lbs	421.00	447.33	\$246.27	752.00	456.00	\$245.92	0.14%
Large Heifers ≥ 600 lbs	288.00	797.75	\$196.83	335.00	788.50	\$196.06	0.40%
Total/Average Heifers	709.00	622.54	\$221.55	1,087.00	622.25	\$220.99	0.25%
TOTAL/AVERAGE	2,256.00	622.21	\$238.70	2,766.00	621.48	\$240.06	-0.57%

Springfield Livestock Marketing Center - Springfield, MO				Auction date: Mondays			
	September 06, 2023			August 30, 2023			
MARKET	Total Heads	Avg. Weight lbs	\$ CWT	Total Heads	Avg. Weight lbs	\$ CWT	% Change
Medium Steers < 600 lbs	186.00	458.00	\$266.57	315.00	453.67	\$262.36	1.60%
Large Steers ≥ 600 lbs	87.00	732.67	\$235.77	192.00	805.25	\$219.07	7.62%
Total/Average Steers	273.00	595.33	\$251.17	507.00	629.46	\$240.71	4.34%
Medium Heifers < 600 lbs	166.00	447.67	\$248.04	263.00	454.67	\$248.17	-0.05%
Large Heifers ≥ 600 lbs	54.00	733.67	\$210.65	135.00	728.67	\$221.32	-4.82%
Total/Average Heifers	220.00	590.67	\$229.35	398.00	591.67	\$234.75	-2.30%
TOTAL/AVERAGE	493.00	593.00	\$240.26	905.00	610.56	\$237.73	1.06%

Wright County Livestock LLC - Mountain Grove, MO				Auction date: Wednesdays/Saturdays			
	September 06, 2023			August 30, 2023			
MARKET	Total Heads	Avg. Weight lbs	\$ CWT	Total Heads	Avg. Weight lbs	\$ CWT	% Change
Medium Steers < 600 lbs	233.00	457.33	\$271.14	591.00	459.00	\$279.56	-3.01%
Large Steers ≥ 600 lbs	138.00	757.00	\$240.45	872.00	788.50	\$226.34	6.24%
Total/Average Steers	371.00	607.17	\$255.80	1,463.00	623.75	\$252.95	1.13%
Medium Heifers < 600 lbs	286.00	451.00	\$251.92	528.00	459.33	\$245.73	2.52%
Large Heifers ≥ 600 lbs	112.00	790.25	\$208.05	244.00	762.33	\$199.28	4.40%
Total/Average Heifers	398.00	620.63	\$229.99	772.00	610.83	\$222.50	3.36%
TOTAL/AVERAGE	769.00	613.90	\$242.89	2,235.00	617.29	\$237.73	2.17%

Table 4: Beef Prices in the Northwest Region

Green City Livestock Marketing LLC - Green City, MO				Auction date: Fridays			
	September 06, 2023			August 30, 2023			
MARKET	Total Heads	Avg. Weight lbs	\$ CWT	Total Heads	Avg. Weight lbs	\$ CWT	% Change
Medium Steers < 600 lbs	171.00	455.67	\$299.57	95.00	469.00	\$280.76	6.70%
Large Steers ≥ 600 lbs	865.00	791.00	\$260.40	250.00	790.25	\$245.54	6.05%
Total/Average Steers	1,036.00	623.33	\$279.99	345.00	629.63	\$263.15	6.40%
Medium Heifers < 600 lbs	264.00	466.00	\$263.14	101.00	463.67	\$267.62	-1.68%
Large Heifers ≥ 600 lbs	903.00	786.75	\$246.45	403.00	808.75	\$229.49	7.39%
Total/Average Heifers	1,167.00	626.38	\$254.79	504.00	636.21	\$248.55	2.51%
TOTAL/AVERAGE	2,203.00	624.85	\$267.39	849.00	632.92	\$255.85	4.51%

Table 5: Beef Prices in the Northeast Region

Eastern Missouri Commission Co - Bowlin Green, MO				Auction date: Fridays			
	September 08, 2023			September 01, 2023			
MARKET	Total Heads	Avg. Weight lbs	\$ CWT	Total Heads	Avg. Weight lbs	\$ CWT	% Change
Medium Steers < 600 lbs	346.00	459.33	\$290.19	166.00	449.67	\$277.31	4.65%
Large Steers ≥ 600 lbs	552.00	790.00	\$240.66	30.00	752.67	\$211.88	13.58%
Total/Average Steers	898.00	624.67	\$265.43	196.00	601.17	\$244.60	8.52%
Medium Heifers < 600 lbs	375.00	459.00	\$262.42	114.00	457.00	\$263.07	-0.25%
Large Heifers ≥ 600 lbs	357.00	799.00	\$131.00	23.00	791.33	\$131.00	0.00%
Total/Average Heifers	732.00	629.00	\$196.71	137.00	624.17	\$197.04	-0.16%
TOTAL/AVERAGE	1,630.00	626.83	\$231.07	333.00	612.67	\$220.82	4.64%

Edina Livestock - Edina, MO				Auction date: Fridays			
	September 01, 2023			September 01, 2023			
MARKET	Total Heads	Avg. Weight lbs	\$ CWT	Total Heads	Avg. Weight lbs	\$ CWT	% Change
Medium Steers < 600 lbs	36.00	465.00	\$269.25	36.00	465.00	\$269.25	0.00%
Large Steers ≥ 600 lbs	130.00	789.75	\$256.24	130.00			
Total/Average Steers	166.00	627.38	\$262.74	166.00	465.00	\$269.25	-2.41%
Medium Heifers < 600 lbs	41.00	488.00	\$249.39	41.00	488.00	\$249.39	0.00%
Large Heifers ≥ 600 lbs	145.00	725.00	\$236.51	145.00			
Total/Average Heifers	186.00	606.50	\$242.95	186.00	488.00	\$249.39	-2.58%
TOTAL/AVERAGE	352.00	616.94	\$252.85	352.00	476.50	\$259.32	-2.49%

Table 7: Beef Prices in the Central Region

Callaway Livestock Center - Kingdom City				Auction date: Mondays			
	September 11, 2023			August 28, 2023			
MARKET	Total Heads	Avg. Weight lbs	\$ CWT	Total Heads	Avg. Weight lbs	\$ CWT	% Change
Medium Steers < 600 lbs	419.00	451.00	\$308.42	367.00	450.33	\$302.31	2.02%
Large Steers ≥ 600 lbs	587.00	800.00	\$254.38	177.00	799.25	\$219.61	15.84%
Total/Average Steers	1,006.00	625.50	\$281.40	544.00	624.79	\$260.96	7.83%
Medium Heifers < 600 lbs	429.00	455.00	\$282.53	367.00	455.67	\$281.92	0.21%
Large Heifers ≥ 600 lbs	420.00	784.00	\$221.79	197.00	789.75	\$247.28	-10.31%
Total/Average Heifers	849.00	619.50	\$252.16	564.00	622.71	\$264.60	-4.70%
TOTAL/AVERAGE	1,855.00	622.50	\$266.78	1,108.00	623.75	\$262.78	1.52%

Table 8: Small Ruminants Market Prices

SMALL RUMINANTS MARKET PRICES							
PRODUCT	September 10, 2023			September 21, 2023			% Change
	Total Heads	Avg. Weight lbs	\$ CWT	Total Heads	Avg. Weight lbs	\$ CWT	
Feeder Sheep/Lambs < 60 lbs	274.00	38.86	\$213.63	103.00	41.75	\$203.59	4.93%
Feeder Sheep/Lambs ≥ 60 lbs							
Slaughter Sheep/Lambs < 60 lbs	223.00	54.33	\$229.32	67.00	55.00	\$181.99	26.01%
Slaughter Sheep/Lambs ≥ 60 lbs	776.00	102.50	\$136.35	184.00	106.86	\$136.27	0.06%
Goats < 60 lbs	623.00	44.00	\$201.68	212.00	44.71	\$203.50	-0.89%
Goats ≥ 60 lbs	454.00	93.03	\$181.06	78.00	85.20	\$147.95	22.38%

Table 9: Boxed Livestock Market Prices

BOXED LIVESTOCK MARKET PRICES			
PRODUCT/100 LBS	September 11, 2023	September 5, 2023	Price Change
	Average \$	Average \$	
Boxed Beef (Choice)	\$310.20	\$317.91	-2.43%
Boxed Beef (Select)	\$285.29	\$292.21	-2.37%

For more information, contact:
Dr. Eleazar Gonzalez
Agricultural Economics and Marketing
State Extension Specialist
573-681-5541
GonzalezE@lincolnu.edu

Collaborators:
Gabriel Salinas-Extension Associate.
Maria Villamil -Student Assitant

This bulletin is partially sponsored by projects:
 NIFA-BFRDP award # 2020-49400-32406
 NCR-SARE Project # H008917102

